



Tian Gombau

companyia de teatre

"NEW SHOES"

TECHNICAL CONDITIONS

TRAVEL BY PLANE



TIAN GOMBAU-Companyia de teatre

Camí primer canal, 15, A-1

12100 Castelló de la Plana-SPAIN

Telf.: +34-964.284.991 / +34-630.069.109

teatre@homedibuixat.com / www.homedibuixat.com

SPACE OPTIONS

1) SCENOGRAPHY AND AUDIENCE AT THE SAME LEVEL

- Measures scenic area: 4,50 m. wide x 4,50 m. depth x 2,75 m. height (adaptable measures)
- Measures public space: 6m x 6m
- The organization will have to provide 40 chairs and carpets / cushions (or similar) to sit the children on the floor. If small benches are available, 3 levels can be created: carpet-benches-chairs, for create a small step and improve the public visibility.

2) ITALIAN CONFIGURATION. Scenography on the stage and audience on the patio stalls. Recommended for small theaters (ideal with grandstand).

- Measures scene: 4,50 m. wide x 4,50 m. depth x 2,75 m. height (adaptable measures)

FOR BOTH SPACES

- Black background and smooth floor (if possible, black linoleum)
- The organization will facilitate to the actor a wireless microphone (discreet) only if performances have made in a big room.
- **Lighting:**
 - * See flat lights attached for PC
 - * A lights technician during set up and performances. If company has to come with a technician, this cost would be add to the budget.
 - * Darkness in the room
- **Sound:**
 - * 2 small self-amplified speakers (80 W or similar, jack or canon plug), or 2 normal speakers with an amplifier and a console.
 - * 1 shot of 220v on the stage

SET UP/ DISMANTLING

SET UP time: 3h (plan minimum 4h before the 1st performance)

DISMANTLING time: 1h

LENGTH OF THE SHOW

LENGTH: 35 min

Minimum 25 min between performances

AUDIENCE RECOMMENDED

75 children + teachers during school performances

100-110 people in family audiences

OTHER

+ 2 counterweight

+ 1 table (1,5m-2m long) for set-up the scenography and not do it on the floor

+ An iron

+ Running water and shower with hot water and bath towel (if possible)

+ 1 technician to help load, unload as well as set up and disassembly.

+ Representative of the organization since the arrival of the company until its departure

+ 1 bottle of water of 1'5 liter.

For security measures, the company will arrive minimum 36 hours before the first performance (in case the suitcases are lost during the flight). For reasons of volume and weight, public transport will not be used to transport luggage, such as the subway, train, bus ...

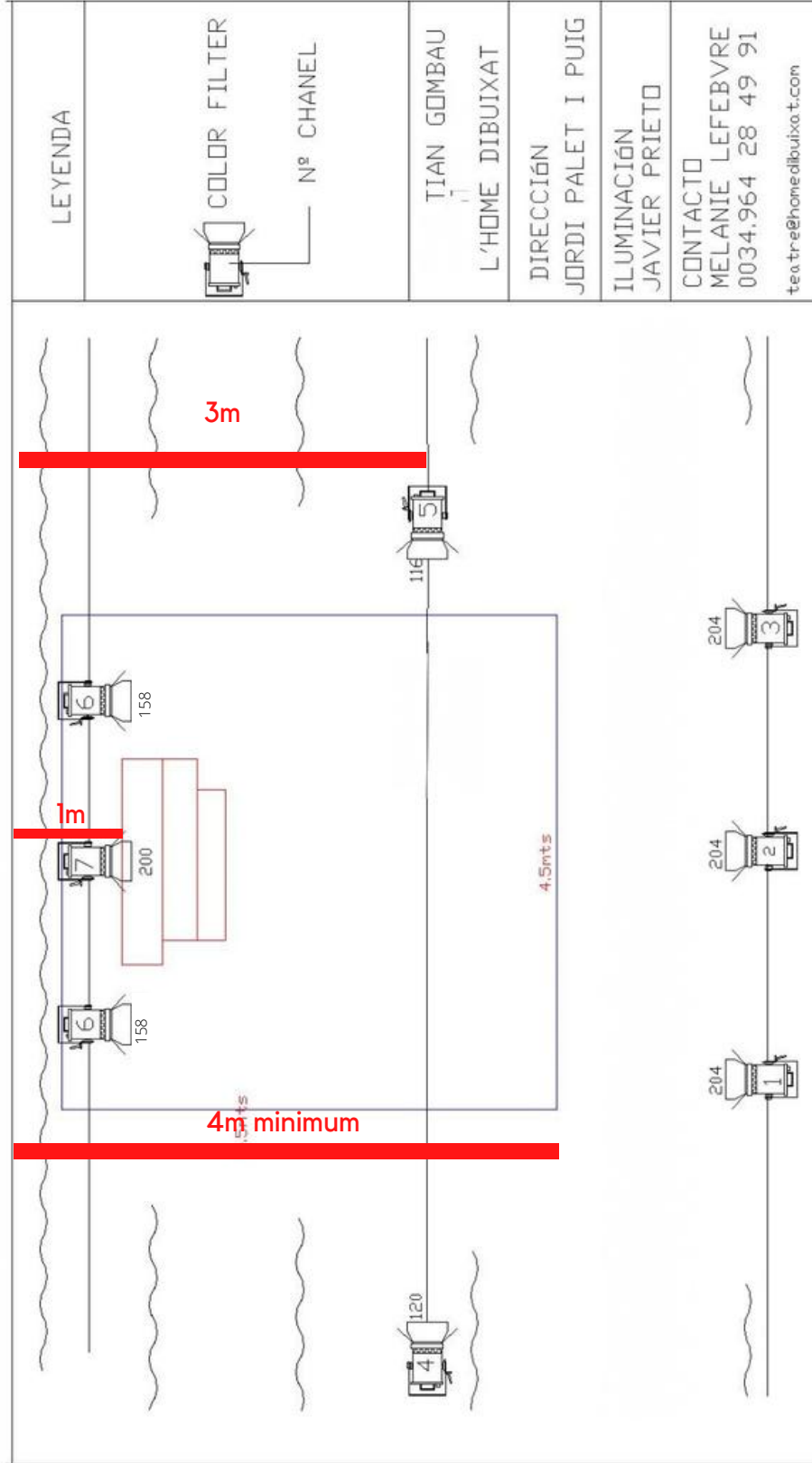
The organization will provide a wooden board with the following measurements:

185 cm wide x 30 cm deep x 2 cm high
and an **electric screwdriver**



LIGHTING

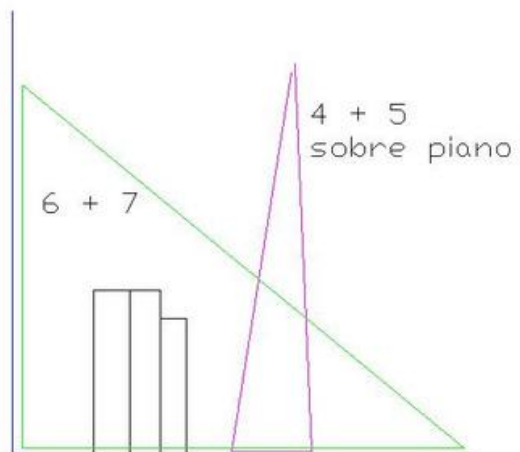
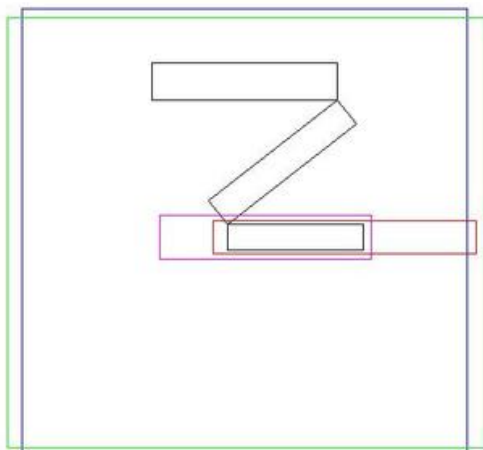
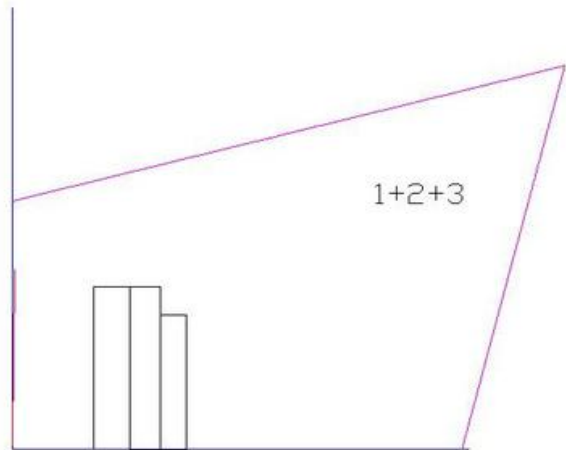
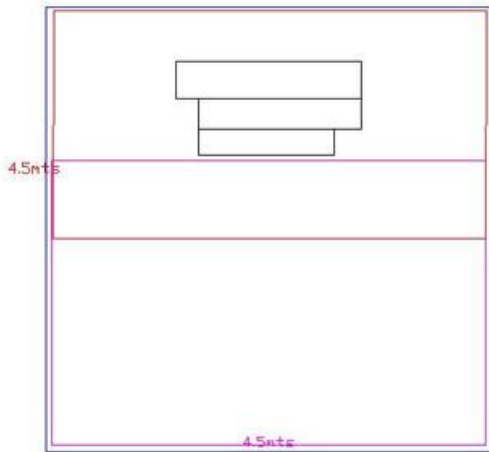
BACKGROUND WHOLE



AUDIENCE

**Better if Lights 4 & 5 are PROFILES*

FOCUSING



“NEW SHOES” EFFECTS

	PREVENTION	EXECUTION	TIME second	CHANNELS / LEVELS	EFFECTS
1	BEFORE AUDIENCE ENTERS	BEFORE AUDIENCE ENTERS	1	1+2+3/30	AUDIENCE ENTRANCE
2	END OF PRESENTATION	TIAN ENTERS TO THE SCENIC SPACE	3	1+2+3/80 6/75	GENERAL LIGHT
3	MINI PUPPET LOWS THE CENTRAL GANGWAY. TIAN PUTS ON AN ORANJE CAP.	DEPLOYMENT KEYBOARD PIANO	10	1/35 4+5/F	PIANO-SEA SCENE
4	TIAN COLLECTS PIANO KEYBOARD. HE TAKES OFF THE ORANGE CAP.	TIAN STARTS TO CLOSE THE PIANO BOX	10	1+2+3/80 6/75	GENERAL LIGHT
5	GANGWAYS IN THE FORM OF “V”	DEPLOYMENT BROWN FABRIC	3	1+2+3/70 4+5/60 7/F	QUICKSAND
6	TIAN PUTS THE BOX WITH THE CURTAIN AND THE BOX WITH THE GREEN SHUTTER IN THE VILLAGE	TIAN TURNS ON THE LIGHT OF PIANO BOX	40	1+2+3/35 7/F	VINARÓS BY NIGHT
7	TIAN PUTS THE SLIPPERS	TIAN GO AHEAD AND COUNTS “1, 10... AND HOW MANY SHOE BOXES?”	WHEN TIAN OPENS THE LIGHTED BOX DIM LIGHT MANUALLY UNTIL TOTAL DARKNESS		FINAL DARK
8	THANKS	GREETINGS		1+2+3/80 6+7/F	GREETINGS